

Added value of SD-OCT for DR Screening ?

José Cunha-Vaz

AIBILI - CORC • Coimbra, Portugal

Screening for DR in Europe, EASDec Pre-meeting - Manchester, UK - June 23, 2016

Diabetic Retinopathy

⇒ Treatment available only for DME and PDR

Grades – Coimbra DR Screening Programme

Grade	Description	Follow-up
NC	Not classifiable	Repeat (if indicated)
R0	No DR	Annual rescreening
RL	Non-proliferative DR (without maculopathy)	Annual rescreening
M	Maculopathy	Referral ASAP – Tx available
RP	Proliferative DR	Urgent referral – Tx available

Screening for DR in Europe, EASDec Pre-meeting - Manchester, UK - June 23, 2016

Diabetic Retinopathy

⇒ SD-OCT – diagnosed Clinical Macular Edema

Cirrus SD-OCT - Central Subfield RT –

≥ 305 μm in Males

≥ 290 μm in Females

Screening for DR in Europe, EASDec Pre-meeting - Manchester, UK - June 23, 2016

Diabetic Retinopathy

Patient N°	Eye	Gender	Cirrus Clinical ME criteria	OCT CSF RT	DR - Screening Level
CS01_20	LE	Male	≥305	330	M
CS01_27	RE			306	M
CS01_56	RE			305	RL
CS01_68	RE			318	M
CS01_90	RE			312	RL
CS01_102	LE			312	RL
CS51_16	RE	Female	≥290	306	RL
CS01_65	RE			312	RL
CS01_101	RE			300	M
CS51_45	RE			298	RL

RL – Non-proliferative DR (without maculopathy)

M – Maculopathy

Screening for DR in Europe, EASDec Pre-meeting - Manchester, UK - June 23, 2016

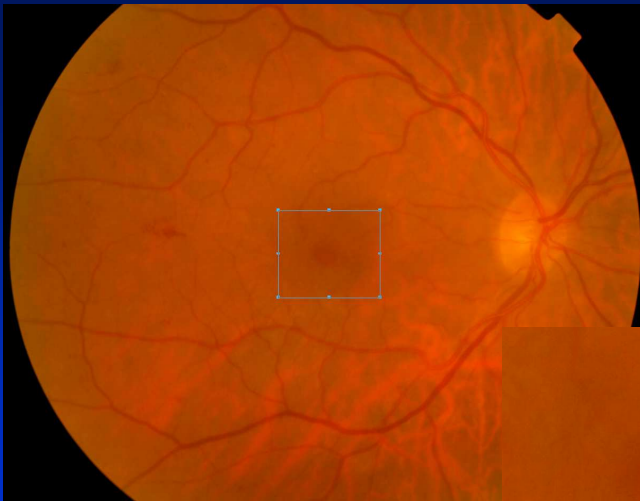
Patient CS01_27 Male



OCT CSF RT – 306 μm
CFP grade – M

Screening for DR in Europe, EASDec Pre-meeting - Manchester, UK - June 23, 2016

Patient CS01_65 Female

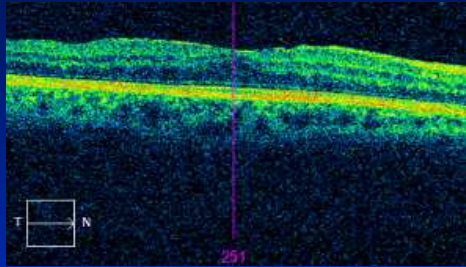


OCT CSF RT – 312 μm
CFP grade – RL

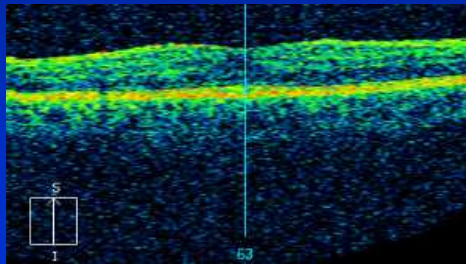


Screening for DR in Europe, EASDec Pre-meeting - Manchester, UK - June 23, 2016

Patient CS01_65 Female (cont.)



OCT CSF RT – 312 μ m
CFP grade – RL



Screening for DR in Europe, EASDec Pre-meeting - Manchester, UK - June 23, 2016

Added value of SD-OCT in DR Screening ?

- Open question -

Screening for DR in Europe, EASDec Pre-meeting - Manchester, UK - June 23, 2016